


Malkia

Malkia saves the seed



WHAT HAPPENED NYANYA?

I DON'T KNOW. THE LAND ALWAYS USED TO BE SO GOOD - I DON'T KNOW WHAT'S CHANGED.



THE SOIL IS SO DRY...NO WONDER NOTHING IS GROWING!



LET'S GO AND GET SOME FISH FROM THE GOOD-LOOKING BOY ERICO - IT'LL CHEER US UP!



JEDIDA, DON'T WASTE YOUR TIME PLANTING HERE, THIS SOIL IS HOPELESS, NOTHING WILL GROW.

WARNING!
Don't let the seed touch the fertilizer - it will burn the seed!

I'M TRYING A CLEVER TRICK! I PUT THE FERTILISER IN THE HOLE THEN COVER IT WITH SOME SOIL BEFORE PUTTING IN THE SEED.

THE FERTILISER WILL BE WAITING FOR THE PLANT WHEN IT GROWS!

always put in fertiliser first then add a little soil before adding seed








STOP!!!

LET'S NOT ARGUE ON HUNGRY STOMACHS, LET'S EAT FISH FIRST!



LATER...

WHEN I WAS YOUNG LIKE MY MALKIA, I HAD A LOT OF SUITORS. EACH MAN HAD SOME GOOD QUALITIES BUT IT WASN'T UNTIL I MET YOUR GRANDFATHER THAT I FOUND SOMEONE WHO HAD ALL THE QUALITIES I WAS LOOKING FOR...



YOU KNOW, RELATIONSHIPS NEED A SPECIAL MIX OF INGREDIENTS. LOOKS ALONE OR MONEY ALONE IS NEVER ENOUGH...



THAT'S IT!

WE NEED TO TRY ALL THE METHODS TOGETHER!



WE NEED TO USE CERTIFIED SEED, FERTILIZER AND COMPOST! THAT'S HOW WE'LL HAVE THE PERFECT YIELD.



LET'S GET SOME SLEEP - WE HAVE A LOT OF WORK TO DO TOMORROW!

ADD ORGANIC MATTER (eg CHICKEN DROPPING, COW DUNG, COMPOST) TO FIX NITROGEN IN THE SOIL BEFORE PLANTING.



USE HIGH QUALITY CERTIFIED IMPROVED SEED.



SOIL



APPLY THE FERTILIZER IN THE SAME HOLE AS THE SEED... BUT DON'T LET THEM TOUCH.



O! MALKIA! YOU DON'T NEED TO STAND SO CLOSE TO HIM! YOU NEED TO PLANT THE SEEDS 75 CM APART! AIYAYAYA, YOUNG PEOPLE TODAY



LATER

THANK YOU TO YOU BOTH FOR ALL THAT HARD WORK!

BYE, I'LL CALL YOU MALKIA!

THANK YOU MY DARLING GIRL, I'LL CALL AND TELL YOU HOW THE HARVEST GOES.

4 MONTHS LATER

WOOOOOOOOHOOOOOOO!
THIS IS THE BEST HARVEST I'VE EVER HAD!

LOOK AT THE DIFFERENT RESULTS WE GOT FROM USING DIFFERENT COMBINATIONS OF OLD SEED [] IMPROVED SEED [] FERTILIZER [] AND COMPOST [] ON OUR 1 ACRE FARMS...



=



+



=



=



+



+



=



YIELD DATA FROM THE INTERNATIONAL CENTRE FOR TROPICAL AGRICULTURE [CIAT]



SO HERE'S THE EVIDENCE - IF YOU WANT A GREAT YIELD, WE NEED TO FOLLOW 3 STEPS: COMPOST, CERTIFIED SEED AND FERTILIZER! IF YOU DON'T BELIEVE ME, LOOK AT WHAT MARGARETH ACHIEVED!



"I live in Mkhonje ward in Iramba district. I used to harvest just three bags of maize from my two acres of land. But when I saw how well my neighbour Fatuma's maize was growing I wanted to find out what I was doing wrong.

I loved how green and healthy Fatuma's plot looked. I was surprised when I found out that we had planted the same variety of maize. I discovered that the difference between the amount we were harvesting was the method of planting we were using.

Fatuma taught me to space seeds and add cow manure and put fertilizer to my plot. The results were dramatically different. Just by changing my method of planting, I harvested four times as much as she had planting the old way."


THANKS TO FIPS AFRICA FOR SHARING THIS CASE STUDY



SEE! IT'S STIMPLE! FOR A MUCH IMPROVED YIELD ALWAYS REMEMBER TO...

- USE IMPROVED QUALITY SEED.
- APPLY THE RIGHT FERTILIZER, AT THE RIGHT TIME, IN THE RIGHT AMOUNT.
- NEVER LET THE FERTILIZER TOUCH THE SEED.
- SPACE YOUR SEEDS 25cm APART IN ROWS THAT ARE 75cm APART.
- ADD ORGANIC MATTER TO THE SOIL WHEN PLANTING [you can use compost, chicken and cow manure]
- KEEP YOUR FIELDS FREE FROM WEEDS AND PESTS!

HEY DJB, YOU'VE GOTTA TELL EVERYONE HOW TO IMPROVE THEIR YIELD BY FOLLOWING 3 STEPS...IT EVEN WORKS FOR SACK FARMING SO MARIA KIM WILL BE HAPPY!



"TELL YOUR PARENTS & GRANDPARENTS - THEY'LL BE SO PROUD OF YOU, JUST LIKE MY NYANYA WAS!"